




# THE HOOD SCOOP

November 2016

## My 1966 GTO Convertible “Project Car”

By John Schiffko

Gateway GTO Association



ORIGINAL OWNER ON VACATION IN 1968

Back in February of 2014 I heard about a project GTO for sale from a friend at work. The car was an original 1966 convertible four speed with the 389 tri-power motor. Unfortunately, I found out it was for sale too late. A work associate named Andy already told the owner he wanted the car. I knew that Andy wasn't a car guy and never restored a car so I told both Andy and the lady selling the car I would like to buy it if the deal falls through.

About two months later, Andy walked up to me and said “It’s yours”! Instantly I knew what he meant and sent a quick message to the lady selling the car. She said we could discuss the details the next day. I told her that I first needed to see the GTO in person. A few photos of the car were shown to me on Andy’s cell phone a month earlier. Andy told me the car was taken apart to be restored about 15 years prior and the parts were scattered in the garage. You never know what’s missing when you buy a car that’s all apart especially when you’re not familiar with that make of car! I mostly restore AMC muscle cars and I’m very familiar with that

### INSIDE THIS ISSUE:

GTO of the Month	1
The Presidents Scoop	4
Meeting Minutes	6
Convention Corner	7
Tech Article	9
Calendar	18
GTO Marketplace	19
GGTOA Info Page	23



THE HOOD SCOOP

# GTO of the Month

brand. However, I always wanted a convertible and I knew this car was both rare and great looking. I was in touch with club member Jim McCarthy during the purchase of the GTO. Jim and I became friends at work a few years earlier when he told me his racing stories from Bee Line drag way in Phoenix. Jim was very helpful answering most of my questions during the purchase of the car, and as you all know he has one very sweet looking GTO!

Eventually a price was decided upon for the car and the money was exchanged. This was a one owner car and came with the original 1966 title which I was able to keep. A few days later I had my friend Doug and his son Austin bring his truck over to the Ballwin garage so we could start removing the parts hanging on the walls, the rafters, and from the interior and trunk section of the car. In another trip my brother and nephew helped removed a few more items. I determined earlier that the only items missing were the Muncie 4 speed, shift rods, and the flywheel. The Hurst shifter, bell housing, and attaching parts were found in the trunk. We also had to free up the front right brake drum. I met my friend Steve at his house and we headed over to pick up the car with his trailer.



The GTO is maroon with a metallic red interior. The front clip was already off of the car but the engine was never removed. The glove box contained the small service booklet and protect-o-plate. Soon after I sent away for the window sticker and discovered it came from Carson Pontiac on Manchester road. The car came equipped with 11 options totaling \$609 dollars including the 389 WS engine, the 4 speed manual, rally gauges, and a SAF-T-Track

differential. The sticker on the front windshield shows it was last driven around 1982.

Eventually I'll tear the engine down and have it rebuilt. The carbs will be sent out to be rebuilt by a tri-power expert. Overall there's very little rust on the car. The carpet was already out and I could not find any rust on the floorboards. The frame looks good. The main areas of rust are located on both lower





# GTO of the Month



fenders. And what's odd is there's one spot on the top of the driver's side quarter panel above the taillight. Maybe that's common with convertibles. I have not yet started the main restoration process on the GTO but I have started purchasing small interior parts from AMES along with seat covers from Legendary. I already restored and painted the four speed console because it had holes drilled for a CB microphone mount. My plan is to do more research on the correct restoration colors, markings,

etc. and to talk to club members before I begin the actual restoration. I've learned a long time ago that the best resource is fellow club members.

Over the years I have owned other Pontiac's. I still own a 1990 GTA that needs an engine, and back in the 90's I owned a 1986 Pontiac 2+2 aero-coupe. I loved that car and drove it all the time! Not sure when I will focus on the GTO restoration. Right now I am in the middle of restoring my father's 1969 Big Bad Orange 390 AMX. Also working on a 1969 SC/Rambler. Earlier in 2015 I purchased a 1970 Rebel Machine that's always been located in the St. Louis area. I also own a rare 1971 Javelin AMX that I purchased back in 1987 along with a few other AMC cars. But as I do for all of my restoration projects I will continue to create lists and buy the parts required so they are ready when the time comes. I already have the metallic red interior from Legendary. I feel very lucky to be the 2<sup>nd</sup> owner of this classic GTO.



**CAR AS IT LOOKS TODAY**



# Presidents Scoop



## The Presidents Scoop

By Kerry Friedman

As 2016 comes to a close, my, where did it go? The Orange Shirt Brigade was very busy as usual. St. Pat's Parade, Wheels in Motion, GTOAA Regional Pontiac Museum Show, and Saint Teresa and Bridget's Church Toy Drive. We may not have done as much this years as we have in the past, but we raised a lot of money for some very good causes. Wheels in Motion and The Pontiac Museum Show produced record funds for the National Children's Cancer Society and Tim and Penny Dyes' Pontiac Museum.

2017 will bring the National GTOAA Convention, hosted by Gateway GTO, in Springfield, Illinois. We have been working on the plans for over 2 years now, and everything is into place presently. We have numerous Speakers, many Activities for our Families, a great Convention Site and Host Hotel, and reservations and Hotel rooms are booking daily.


One of the *Main* parts to this Convention is going to be the participation and attendance of our own Members. We will need as much help as we can get to run this show smoothly and efficiently, with no major SNAFU's. To do this, the Worker's Schedule must be full of names and duties to pull it off. I already have some of the names and dates that we can expect You to be there to work. Now is the time to let me know when you will be there. Early planning on your part will allow you to work in some of the activities, cruises or speakers that you are interested in doing. Please send me this information as soon as your plans are made. I would like to have this process well under way by the January Planning Meeting. Drop me an email to [kerry63021@yahoo.com](mailto:kerry63021@yahoo.com) or a text to 314.486.0220. After that date, you can expect a phone call or email from me, to get this information. If you know now, soon, that you will not be attending, let me know that as well.

Don't forget that Hotel and GTOAA Reservations can be done on-line, from links on [www.gatewaygto.org](http://www.gatewaygto.org). If you call the Hotel, don't forget to mention GTOAA.

2016 has been a growing year for both GTOAA and Gateway GTO. We now have 85 Members on the Roster. We are an All GTOAA Member Chapter. So, when you pay your \$35 annual fee, that includes the GTOAA Membership and the Gateway Membership. Please send in your application, (on-line or in this newsletter) and dues to Will Bowers. Dues are requested by January 1, and if you are paying before your expiration date, your membership will extend to the current date. If you do delay to pay, make sure you send it in to Will the month before it expires, so there is no lapse in membership. Email notes will be sent out as reminders during the year.

The annual Christmas Party will be held this year on December 10, at the Webster Groves Barn, 1155 South Rock Hill Road from 5:30-10:30. Dig out your Favorite or Ugliest Christmas sweater to join in the festivities.

The 2017 Pizza Party will be held on January 15th at Pirrone's Pizza, 1775 Washington St, Florissant, Missouri



314-839-3633, from 1:00 PM to 4:00 PM. Bring your appetite and 2017 dues if you haven't paid already.

The next 2017 GTOAA Convention planning meeting is at 7:00PM on Monday, January 23 at The Sport's Café. Usual dinner at 6:00 if you want.

The first Regular Business, Meeting of Gateway GTO will be on February 2, 2017 at The Sport's Café, and of course, dinner at 6:00. We would like to schedule Guest Speakers at our meeting to inform us of anything pertaining to life, family or even cars. If you know an "expert" or at least someone you trust on a topic, let's try to put a schedule together for the meetings next year. Also, any ideas for Tours or Cruises would gratefully accepted. Don't forget, if you suggest it, you will most likely be appointed to run it.

A safe and Healthy New Year to All of You, your Family and Friends!





# Meeting Minutes



## Meeting Minutes for November 3, 2016

7:04 – Meeting start – No new members

Old Business – Mark Melrose talked about the nursing home car show. It was a nice day and the food was good. They are interested in holding the event again next year.

Saundra Melrose spoke a bit about the penitentiary tour. Everyone had a great time. We also got a chance to try out the club's new radio system that was purchased for the Nationals. They worked great.

Kerry Friedman talked about the planning meeting that was held in Springfield.

7:10 – New Business – Tom Oxler gave details on the Nationals that were discussed at the Springfield meeting.

7:27 – Tom Oxler gave some info on the yearly Christmas Toy Drive.

7:30 – Upcoming events –

12/10 – Gateway GTO Christmas Party at Hawkin House in Webster Groves, MO. If you plan to attend, get you reservations in to Will Bowers. \$15 per person and \$25 per couple.

1/15 will be the Pizza party at Pirrone's in Florissant

7:37 – Tech – Chris Simmons talked about a Route 66 event

7:39 – Club personals – John Rolfes passed away.

Tootie May was present at the meeting. She is doing better, but still in a lot of pain.

The next business meeting will be on February 2<sup>nd</sup> at the sports Café

The next Nationals convention planning meeting will be on January 23rd at the Sports Café

7:44 – Motion to adjourn by Rich Vie, seconded by Mark Melrose

50/50 of \$46 won by Tim Wortkoetter





# Convention Corner



2017 will be here before we know it. As we prepare to host the GTOAA convention, Tom Oxler has put together a tentative set of committee assignment. These are intended as a starting point, so please take a look at your assignment and if you would prefer to be in a different group, please let us know.

<b>REGISTRATION</b>  Chair Chris Winslow 636-939-2770 <a href="mailto:chriswinslow@charter.net">chriswinslow@charter.net</a>	<b>Committee Members</b>		
<b>HOTEL</b>  Chair Mark Melrose 314-968-3106 <a href="mailto:mjmelrose@aol.com">mjmelrose@aol.com</a>	<b>Committee Members</b>		
<b>ACTIVITIES</b>  Chair Terry Schott 636-273-6313 <a href="mailto:tschott@kelp.com">tschott@kelp.com</a>	<b>Committee Members</b>		
<b>CAR SHOW/TECH/LOT</b>  Chair Frank Chapman 618-523-4636 <a href="mailto:cchapman7328@att.net">cchapman7328@att.net</a>	<b>Committee Members</b>		
<b>VENDORS/SWAP MEET</b>  Chair Will Bowers 618-656-1899 <a href="mailto:wwbdsb@yahoo.com">wwbdsb@yahoo.com</a>	<b>Committee Members</b>		
<b>SPONSORS/SPEAKERS</b>  Chair John Johnson 573-581-8013 <a href="mailto:johnjohn@midamerica.net">johnjohn@midamerica.net</a>	<b>Committee Members</b>		





### *Gateway Girls:*

*At our convention in 2017 we will have an indoor parking lot party complete with a 9-piece band. The party will be called "Its My Party" with a sock hop theme. We are going to encourage each chapter to choose an era, 1950s, 1960s, 1970s, 1980s, and dress accordingly.*

*The Gateway Activities Committee has chosen the 1950s era, so poodle skirts are in order for the girls. Barb Lewis has graciously volunteered to make the skirts for \$20 and we can order black GTO pink rhinestone shirts through the club store for \$24. If you want to order a poodle skirt contact Barb 636-219-4936 or Gail Schott 314-952-9832 with size (waist measurements so material can be purchased. Work has already begun on the skirts.*



## Tech Article


# Four Wheel Disc Brake Conversion By Tom Oxler

My 1966 GTO had conventional GM single piston disc brakes in the front and the original drum brakes in the rear. I did not have power brakes as the roller cam in my bored and stroked 461 did not have enough vacuum to run power brakes. Over the years, I did not notice just how much pressure I had to put onto the brake pedal to get the 66 stopped but I did notice I was leaving more and more room between me and other vehicles. While attending our last Drag Race Day at the I-57 Drag Strip a couple of years ago, I found that I could no longer hold the GTO in the burn out box with the 10 inch slicks. No matter how many times I pumped the pedal and how hard I pushed and then put on the line lock, the GTO would slowly walk out of the box once the slicks started turning. This made me wonder if I was getting enough braking pressure during regular driving and once again, began leaving more room between me and other cars. I was losing confidence in the GTO's ability to stop especially in an emergency situation.

Last year I began researching alternatives to the existing brakes and turned to the technical folks at Wilwood. I described what I had and told the tech the 461 made about 10 inches of vacuum at idle and about 14 inches at 2000 rpm. He said I would need at least 17 inches all of the time for the power brake boosters to work or I would have to install a vacuum pump. Not wanting the pump and asked him for another solution and he recommended the Wilwood 4 wheel 4 piston system with the Wilwood 15/16 inch master cylinder. He said this combination would feel like power brakes compared to the combination I currently had on the GTO.


I toyed with the idea of doing the conversion myself but my days of working on my back laying on my garage floor are over so I began looking for someone to make the conversion for me. I checked with Omer Phelps from St. Louis Power Tuners who had held several of our Gateway GTO Club Dyno Days in the past and had helped me get the new 461 "tuned in" on his dyno several years ago. Omer has done several brake conversions on Cobras, Oldsmobile's and Pontiacs so right before Christmas, he ordered the parts and we scheduled the installation. Merry Christmas Mrs. GTO.





The Wilwood conversion is very well documented and the front set bolts directly to the existing spindle once the old calipers, disc, brackets and splash guard are removed. The new drilled and slotted 11 inch rotors look great along with the black powder coated calipers and fit with plenty of room in the 15 inch wheels. Wilwood supplies spacers necessary to get the rotor equally spaced between the caliper and the fronts went on very easy. The only problem was adapting the new brake lines to the existing bracket which had to be modified for the new braided lines.

The back brakes are also drilled and slotted rotors with black powder coated calipers that incorporate a small drum emergency brake in the “hat” of the rear rotors. We quickly found out that we had ordered the rear drum kit to fit a Pontiac/Olds rear end but mine is a Buick rear end without C clips so we had to reorder new backing plates. While waiting for the parts, we noticed a lot of end play in the axles and that one of the axle races was spinning in the housing. After installing new bearings and some shims to reduce the end play, the rear end was ready for disc brakes. The new backing plates fit perfectly and we had to shim the caliper just like the fronts to get the rotor centered between the pistons. Hooking up the rear brake lines presented a bigger problem as the line to the rear was larger than the lines to the front and was presenting adapter issues both at the rear brakes and at the master cylinder up front so we changed out the entire rear line. At the tee located on top of the pumpkin, we chose to run braided flex line all the way to each rear brake. It made a nice looking installation.







Looking back on this endeavor, I am really glad I chose not to tackle this installation. There were so many issues with adapting the new Wilwood brakes to my existing situation that I am sure my GTO would have been on jack stands in my garage for at least 6 months as I worked through them. What would have been project stopping problems were just minor delays for Omer and his staff. Omer had most of the brake line parts on hand or was able to get them delivered within hours. I would highly

The next issue was to adapt the new parking brake to the existing parking pedal cable. We ordered Wilwood's universal parking brake kit which included cables from the emergency brake levers on each rear brake and a brass adapter to capture the two cables and combine them to the existing parking brake cable. This all went in under the GTO and looks great while working just like the old emergency brake did.

recommend using a professional to install a system like the Wilwood 4 wheel disc brakes and would highly recommend Omer at St. Louis Power Tuners.

Our last issue was mounting the Wilwood master cylinder which went in very easy. The kit came with an adjustable proportioning valve and pre-bent lines making the install go very quick. We just had to bend up some lines to go into the front and rear outlets and start bleeding the system.

I found a warm day to take the GTO and "bed" the pads per Wilwood instructions and was also able to adjust the proportioning valve to get the correct bias from front to back. The old GTO stops just great and it takes very little pedal pressure.







## Year Of The 7's



**Calling all owners of 1967 GTO's!**

**This year, in celebration of:  
50th Anniversary of the 1967 GTO**

**The Hoodscoop will be featuring Car of the Month articles on the anniversary year**

**If you own one of these special cars, please get to work on your article(s) and get them to Chris Winslow**





# NEW AGE GTO CONCOURS PROJECT

The GTO Association of America has initiated a project to create a set of photo records on the 2004 to 2006 GTO in anticipation of a time in the future when these cars will participate in the annual GTO Association of America Concours car show.

Gateway GTO has been chosen as the chapter to assemble these photo documentaries.

The project requires six **BONE STOCK** new age GTO's - One manual transmission and one automatic transmission car from each model year.

#### Ground Rules for Eligible Cars:

- Car must be bone stock with NO aftermarket parts or modifications. The only exceptions are batteries and tires.
- Factory parts, such as the sports appearance package and 18 inch wheels, are allowed.
- All parts the car was originally supplied with, such as the spoiler, must be installed. (Exception: Parts removed to install other factory parts such as the sports appearance package or 18" wheels.)

Once the cars are identified, a photo session will be scheduled.

If your car meets the requirements of the ground rules and you are interested in participating, please contact Chris Winslow.

**This is your chance to make your GTO the standard  
against which all new age GTO's will be judged!**

**Still looking for a 2005 Automatic Car - All other slots have been filled**



# GATEWAY GTO ASSOCIATION

## Membership/**Renewal** Form

(Please print clearly)

Name: \_\_\_\_\_ Date: \_\_\_\_\_

Associate Name: \_\_\_\_\_

Address: \_\_\_\_\_

City, State, Zip: \_\_\_\_\_

Home Phone: ( ) \_\_\_\_\_ Cell Phone: ( ) \_\_\_\_\_

**E-mail Address:** \_\_\_\_\_

Occupation: \_\_\_\_\_

Year & Body Style of Car(s) **ALL PONTIACS:**

\_\_\_\_\_  
\_\_\_\_\_  
\_\_\_\_\_

Auto related interests, hobbies or talents:

\_\_\_\_\_  
\_\_\_\_\_

**GTO Association of America membership number:** \_\_\_\_\_

**GTO Association of America membership renewal date:** \_\_\_\_\_

(found on address label of *Legend*)

### **PLEASE FILL IN ALL FIELDS**

**And mail with check to:**

Will Bowers, Treasurer  
Gateway GTO Association  
1 Goshen Woods Lane  
Edwardsville, IL 62025

Membership dues are \$35.00 per year, which includes you and one associate member (spouse, girlfriend, etc.) and your GTOAA yearly membership.



## Gateway GTO Association Points Submission Form

Member Name \_\_\_\_\_

Month \_\_\_\_\_

### Club Sponsored Events and Monthly Meetings

Event	With GTO (40 Points)	Without GTO (20 Points)

Total for Club Sponsored Events \_\_\_\_\_

### Non Sponsored Events

Event	With GTO (10 Points)	Without GTO (5 Points)

Total for Non Sponsored Events \_\_\_\_\_

### Other Activities

GTO Regional/National Event	With GTO (100 Points)	Without GTO(70 Points)

- GGTOA Event Worker/Helper (50 Points) \_\_\_\_\_
- Car Featured as GTO of the Month (50 Points) \_\_\_\_\_
- Write an Article for *Hood Scoop* (50 Points) \_\_\_\_\_
- Sign up a new GGTOA member (25 Points) \_\_\_\_\_
- Have GTO featured in a National Pub (40 Points) \_\_\_\_\_

### Total Points for Month

Submit completed form at GGTOA monthly meeting or to:  
 B. O'Sullivan  
 10637 St. Phillip Lane  
 St. Anne, MO 63074

To access form from GatewayGTO.com, click below  
<http://www.gatewaygto.org/clubpoints.html>

HOLIDAY MAGIC


TOY DRIVE

Blattel & Associates

NOVEMBER 1 - DECEMBER 3

Your donations of new or gently used, unwrapped toys will be distributed to the community at Saints Teresa & Bridget's Church.

*Light up the eyes of needy children in our community – drop off your toys today!*



**Drop Off Sites:**

**U.S. Bank**  
1 Mid Rivers Mall Drive  
(St. Peters)

**Nutrition Stop**  
4101 Mexico Road  
(St. Peters)

**Blattel & Associates**  
1 Mid Rivers Mall Drive, Suite 260  
(St. Peters)

**Dudas Fitness**  
1053 Wolfrum Road  
(Weldon Springs)

**Rosciglione's Bakery**  
2265 Bluestone Drive  
(St. Charles)

**Cutter & Company**  
15415 Clayton Road  
(Ballwin)

# GATEWAY GTO PRESENTS

---



A STARRY WINTER NIGHT



Starry, starry, winter night, with your GTO so bright,  
An Ugly Christmas Sweater might, be just the thing to make it right.  
Join the Ladies and the Gents, in an Ugly Sweater test!  
If you think you've got the knack, go ahead and add some "tack"!  
Add some Zazzle! Make it Dazzle!  
Add some Bling! And make it Ring!  
Then we'll vote to see who's BEST, and win this Ugly Sweater test!



Saturday, December 10, 2016, 5:30 - 10:30PM

Prepare and Wear your BEDAZZLED & EMBELLISHED ugly Christmas sweater!  
By Popular Vote, we will see who wins the "Starry Night" ugly sweater contests.

Bring a "Rob-Your-Neighbor" gift (\$20-\$30)

Webster Groves Barn  
1155 South Rock Hill Road  
Webster Groves, Missouri 63119

Buffet Meal, BYOB, \$15.00 per person, \$25 per couple

For Reservations, send a check by November 28 to:  
Will Bowers  
#1 Goshen Woods  
Edwardsville, IL 62025



## 2016—2017 GATEWAY GTO CALENDAR OF EVENTS

### November

- 3 - GTO MEETING 7PM at Sports Café (CLUB SPONSORED)
- 13 – Cruise to Wine and Country Gardens. Meet at Francis Howell High School at 10am (CLUB SPONSORED)

### December

- 10 - Gateway GTO Christmas Party at the Webster Groves Barn (CLUB SPONSORED)

### January

- 15 - Pizza Party at Pirrone's Pizza, 1775 Washington Street, Florissant MO 63033 1-4
- 23 - Convention Planning Meeting 7PM at Sports Cafe

### February

- 2 - GTO MEETING 7PM at Sports Café (CLUB SPONSORED)

### March

- 2 - GTO MEETING 7PM at Sports Café (CLUB SPONSORED)

SEE THE FULL CALENDAR AT [WWW.GATEWAYGTO.ORG](http://WWW.GATEWAYGTO.ORG)

### Gateway GTO Classifieds

---

**Wanted:** Running Pontiac V-8 (prefer 400 or 455) to put in 69 GTO project as interim motor.  
[johnjohn@midamerica.net](mailto:johnjohn@midamerica.net) 573-581-8013

**Wanted:** '69 light-weight front end parts.  
[johnjohn@midamerica.net](mailto:johnjohn@midamerica.net) 573-581-8013

**Wanted:** '70 GTO decent used or better original RED interior pieces.  
[johnjohn@midamerica.net](mailto:johnjohn@midamerica.net) 573-581-8013

SEE NEXT PAGE FOR MORE CLASSIFIEDS

## GATEWAY GTO 30<sup>th</sup> ANNIVERSARY TEE SHIRTS



---

Gray;	S-XL \$14	2X-3X \$16
White;	S-XL \$13	2X-3X \$15

**Shirts are available for purchase at club functions or  
contact Kerry Friedman**



**GMC**

Sales: 888-672-2855

Service: 888-672-2856

Parts: 888-672-2855



Get Your Car Serviced  
While You're at Work!



# Gateway Buick GMC serving the St. Louis area

OVER 40 YEARS OF EXPERIENCE

820 James S. McDonnell Blvd  
Hazelwood MO 63042

[www.stlouisbuickgmc.com](http://www.stlouisbuickgmc.com)



# CEE-JAY AUTO BODY

**“Where We Met By Accident”**



Unibody & Frame Alignment    Bake & Cure Paint System

Hail & Storm Damage Repair

Restoration Work

Insurance Claim Assistance

I-CAR & ASE Certified Technicians

Local Family Owned & Operated

*VISA & MASTER CARD ACCEPTED*

2123 E. 23<sup>rd</sup> St

Granite City, IL 62040

Phone (618)452-9553

Fax (618)452-9552

**Cecil Morton**

Owner

**Jack Morton**

Owner

**Eric Whitehead**

Manager

(314) 838-5533

### Jon's Tri-Power Service

Jon F. Havens  
Mary Ann Havens  
Owners

126 Afshari Drive  
Florissant, MO 63034  
[jfhavens@sbcglobal.net](mailto:jfhavens@sbcglobal.net)

(314) 496-7368

### Jonathan's Q Jet Service

Jonathan Havens

13 Shamblin Dr.  
Florissant, MO 63034



**NATIONWIDE**  
AUTO TRANSPORT  
"Treating Your Vehicle Like Our Own"  
1-800-689-6498

#### CAR



#### HOME



W. Earl Lewis, LUTCF, CIC  
*Insurance Consultant*  
*Lewis Insurance Agency*

#### LIFE



## FARMERS

Auto • Home • Life • Business  
1309 Caulks Hill Rd  
St. Charles, MO 63304  
Bus: 636-926-3333 ER#: 636-219-4932  
Fax: 636-441-2482  
[elewis@farmersagent.com](mailto:elewis@farmersagent.com)

#### BUSINESS



★ Very Safe IRA's and Roth IRA's ★ Also Rollovers  
[www.farmersagent.com/elewis/](http://www.farmersagent.com/elewis/)

Earl has been serving the insurance industry for 30+ years.  
Service and advice is his #1 priority.  
Call Earl today and you could save up to 65% on your auto and home.

## GATEWAY GTO ASSOCIATION OFFICERS

### President

Kerry Friedman  
11580 State Road WW  
Dittmer, MO 63023  
573-678-2353

[kerry63031@yahoo.com](mailto:kerry63031@yahoo.com)

### Vice President II.

Frank Chapman  
10120 Hickory Lane  
Bartelso, IL 62218  
618-523-4636

[cchapman7328@att.net](mailto:cchapman7328@att.net)

### Secretary

Brian O'Sullivan  
10537 St. Phillip Lane  
St. Anne, MO 63074  
314-2257240

[bosullivan@hunter.com](mailto:bosullivan@hunter.com)

### Photo Album Editor

Terrie Oxler  
450 Muirfield Dr.  
St. Charles MO 63304  
636-928-5548

[toxler@prodigy.net](mailto:toxler@prodigy.net)

### Web

Chris Winslow  
44 Marcus Drive  
St. Peters MO 63376  
636-939-2770

[chriswinslow@charter.net](mailto:chriswinslow@charter.net)

### Charity Chairman

Bob Blattel  
4564 Austin Knoll Court  
St. Charles MO 63304  
636-441-3141

[bob@blattels.com](mailto:bob@blattels.com)

### Vice President Mo

Terry Schott  
18903 Saint Albans Road  
Glencoe, MO 63038  
636-273-6313

[tschott@kelp.com](mailto:tschott@kelp.com)

### Treasurer

Will Bowers  
#1 Goshen Woods  
Edwardsville IL. 62025  
618-791-3110

[wwbdsb@yahoo.com](mailto:wwbdsb@yahoo.com)

### GTOAA Chapter Rep.

Steve Hedrick  
3676 Morgan Way  
Imperial MO 63152  
636-942-4020

[shedrick@aol.com](mailto:shedrick@aol.com)

### Club Events Chairman

Marty Howard  
7 Newcastle CT  
St. Charles MO 63301  
636-724-8641

[nycgto@att.net](mailto:nycgto@att.net)

### Newsletter Editor

Chris Winslow  
44 Marcus Drive  
St. Peters MO 63376  
636-939-2770

[chriswinslow@charter.net](mailto:chriswinslow@charter.net)

### Photographer

Chris Winslow  
44 Marcus Drive  
St. Peters MO 63376  
636-937-2770

[chriswinslow@charter.net](mailto:chriswinslow@charter.net)

## Gateway GTO Association Photo Album

If you have photos of past events or if you take pictures of future events that you think would be good for our Photo Album, please send them to the newsletter editor.

**The Hood Scoop** is published as an informative news bulletin to keep our members up to date on past, present, and future events.

### Advertising rates are:

\$100 – Full page (Color or Black and White) ad in monthly *Hoodscoop* newsletter for 12 months, your logo on our Website Sponsor page, and a link to your website from our Related Website Link space.

\$50 – ½ page (Color or Black and White) ad in our monthly *Hoodscoop* newsletter for 12 months, your logo on our Website Sponsor page, and a link to your website from our Related Website Link space.

\$25 – Business Card (Color or Black and White) ad in our monthly *Hoodscoop* newsletter for 12 months, your logo on our Website Sponsor page, and a link to your website from our Related Website Link space.

## Advertising Guidelines

Classified ads up to 50 words are free to members; add 10 cents per word for any ad over 50 words. Payment is due upon submission. (members need to update ads at 3 month intervals or ads will be dropped). Classified ads up to 50 words for non-members are \$5.00 per issue.

## Gateway GTO Club Information

The Gateway GTO Association was initially formed in the summer of 1984 by a group of seven. They all had a common interest in the Original Muscle Car, the Pontiac GTO. As a form of communication we publish a monthly newsletter called "The Hood Scoop". The purpose of this newsletter is to keep our members informed of all upcoming activities as well as providing interesting event coverage. The club meets every first Thursday of the month at Sports Café 3579 Pennridge Dr, Bridgeton, MO 63044

Membership dues are \$35.00 per year and all renewals are required to be paid by December 31st. You are allowed to have one associate member.

## Club Sponsor



**As a Gateway GTO member please consider joining the GTO Association of America**

**The Gateway GTO Association  
is an official chapter of the  
GTO Association of America  
[www.gtoaa.org](http://www.gtoaa.org)**

**Visit us at  
[www.gatewaygto.org](http://www.gatewaygto.org) or  
[www.gatewaygto.com](http://www.gatewaygto.com)**



44 Marcus Drive  
St. Peters, MO 63376

